

Higher Education: Could we all
get more for our money?

Rt Hon John Denham MP

Figure 6: Real-terms value of the science and research ring-fence cash settlement, 2011-12 to 2014-15

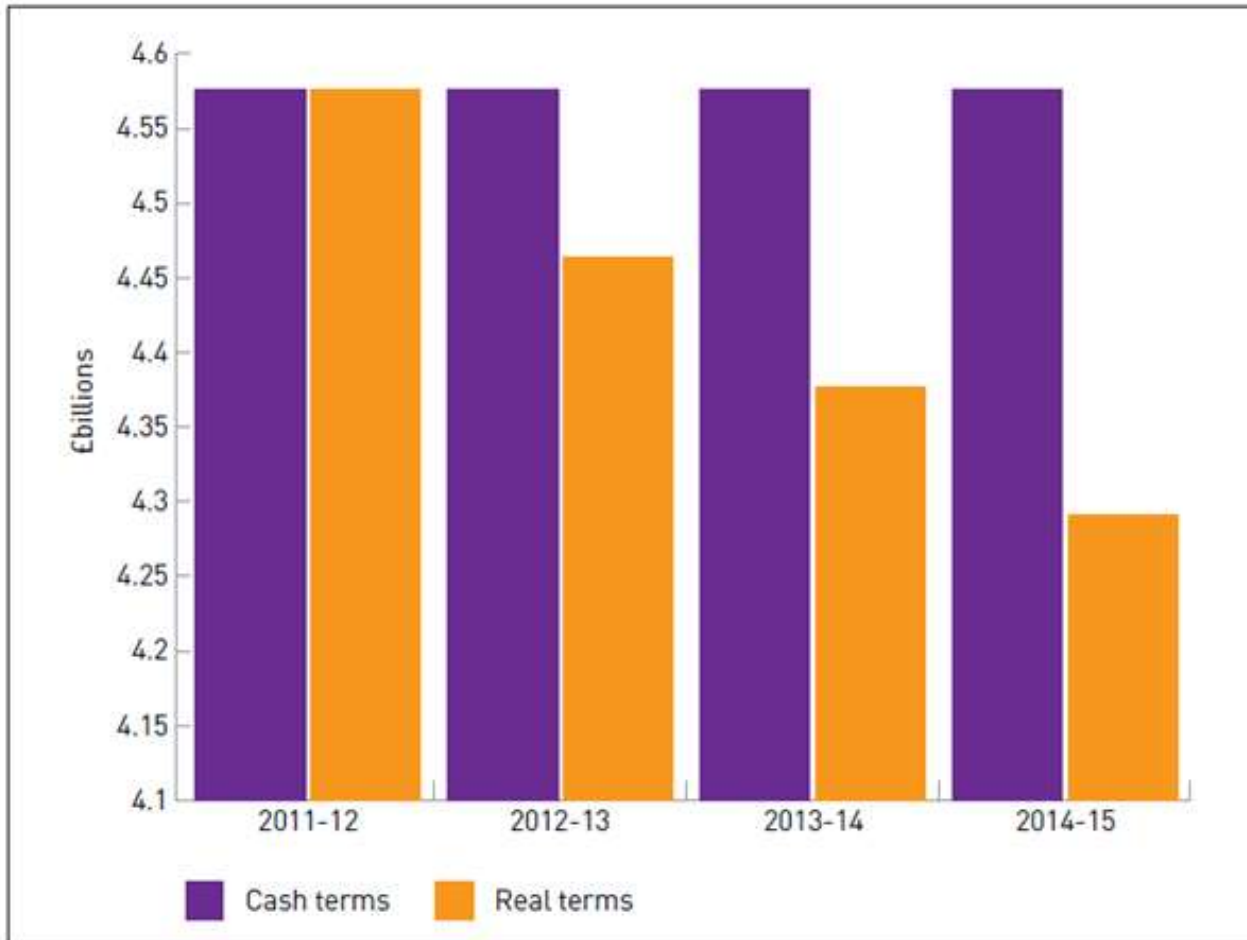


Figure 8: Capital funding to HEFCE in real terms, financial years 1999-00 to 2014-15 (2012-13 prices)

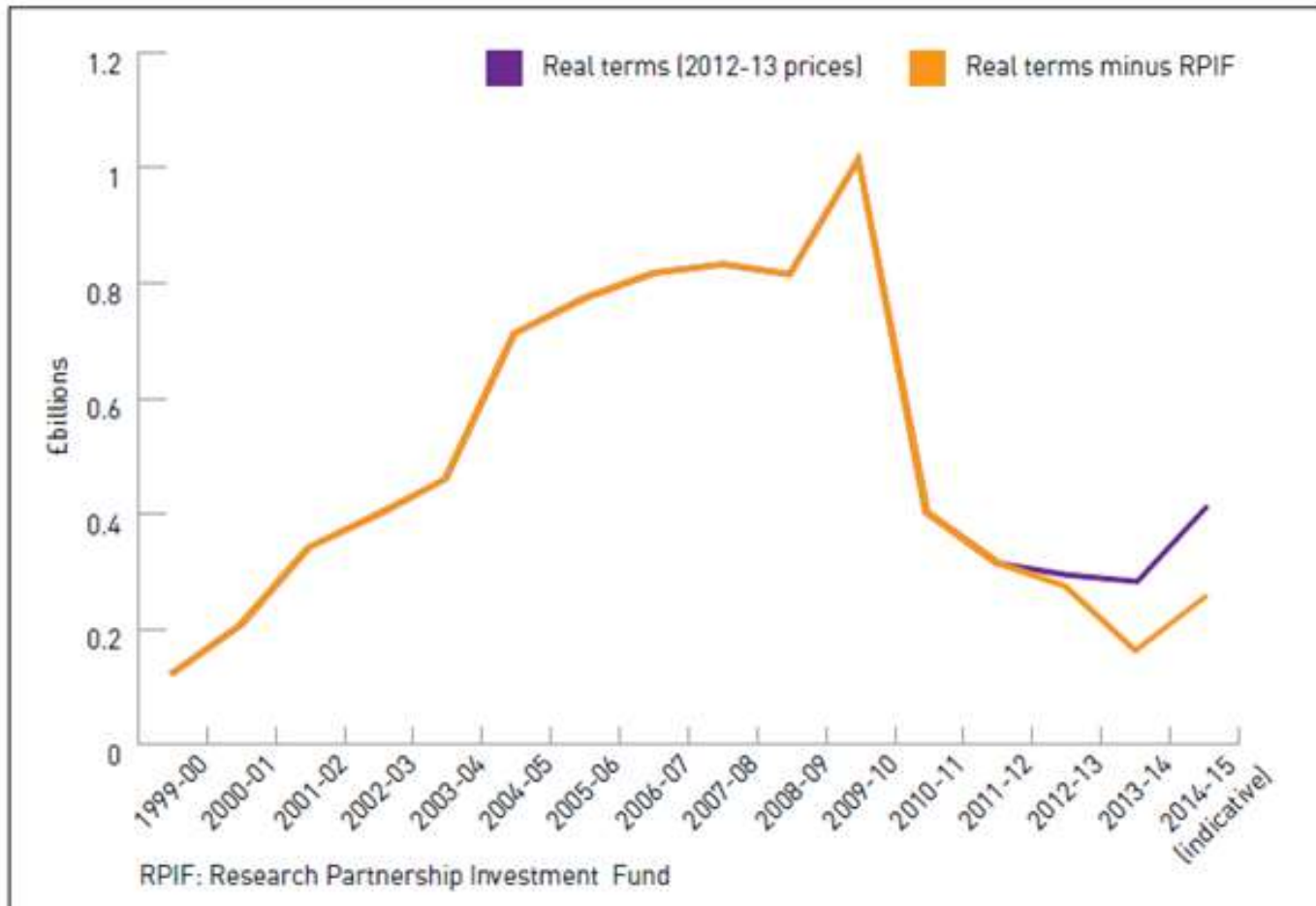
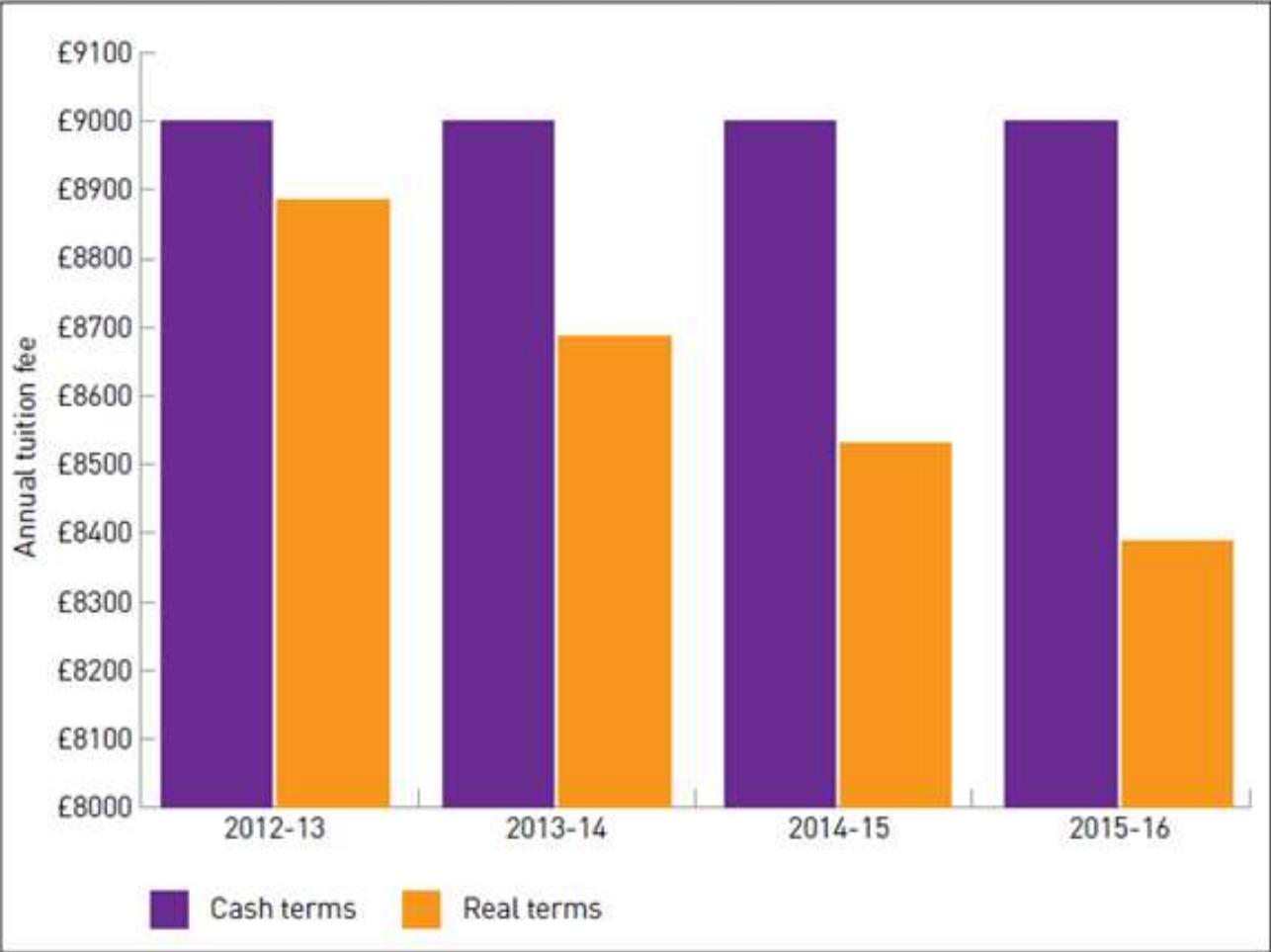


Figure 5: Real-terms value of the £9,000 upper limit on fees, 2012-13 to 2015-16



NEWS EDUCATION & FAMILY

Home | World | UK | England | N. Ireland | Scotland | Wales | Business | Politics | Health | Education | Sci/Environment | Technology | Entertainment & Arts

League Tables | School Report

4 March 2011 Last updated at 00:11

326 Share [Facebook] [Twitter] [Email] [Print]

Universities: NAO warns cuts pose bankruptcy risk

More universities in England could be put at risk of bankruptcy as a result of cuts and changes to funding, the National Audit Office (NAO) has warned.

A report from the financial watchdog says some universities will benefit from the changes but some will have less money.

It says the public might need to be told more about universities at risk.

Universities minister David Willetts says the changes will increase universities' cash funding by 2014.

Grants cut

The NAO report says the sector has seen "strong growth in its income" in



Seven universities were classed as being at "high risk" last December

University Funding

[Student finance calculator](#)

Top Stories



[Moves to end flood precautions delay](#)

[Parking offence fines could be cut](#)

[Ennis-Hill to miss Commonwealth Games](#)

[Lords debate EU referendum bill](#)

[Royal Mail privatisation 'botched'](#)

Features



Sound of 2014

Sam Smith tops the list with songs of unrequited love



Hounded and vilified

What it feels like to be wrongly accused of murder



Tube in trouble

HOME | NEWS

RAB rise spells trouble for sector, critics warn

14 FEBRUARY 2013 | BY JOHN MORGAN

Hepi director predicts more cuts over higher student loan costs



- PRINT
- EMAIL
- SHARE
- COMMENT
- RATE
- SAVE

Supercharge your recruitment campaign

THE Premium Digital Solution

Tweets Follow

THE TimesHigherEducation @timeshighered 6m

"Many of my colleagues (especially women) gave out subtle signs that they did not feel they were up to the job": ow.ly/srVqm

Chris Parr @ChrisParrTHE 9m

"I don't think people understand the scale of the culture change required in the police" - Dame Shirley Pearce: ow.ly/srV4i

Retweeted by TimesHigherEducation

Expand

“Strong overall performance on higher skills participation must not be allowed to mask the skills shortages already impacting upon key sectors of the economy, which point to a mismatch between supply and demand”

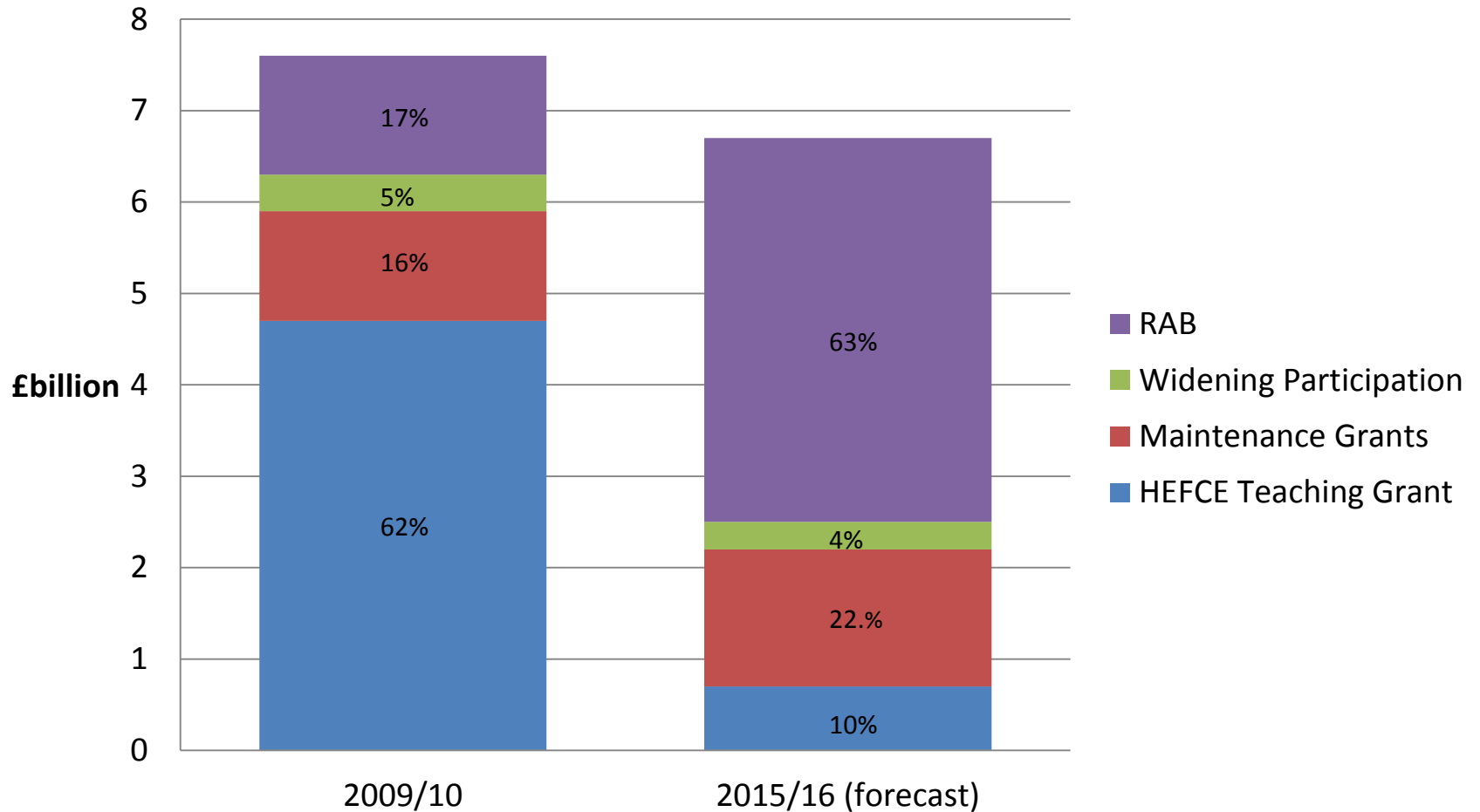
Katja Hall, Policy Director - CBI



“better and more detailed work is needed on the specific value of creative industries...to better inform the debate on funding choices and the importance of creative subjects in education”

Simon Ofield-Kerr, VC, University for the Creative Arts, June 2013

Public spending on selected elements of Higher Education, England



Sources:

HE FCE grant letters

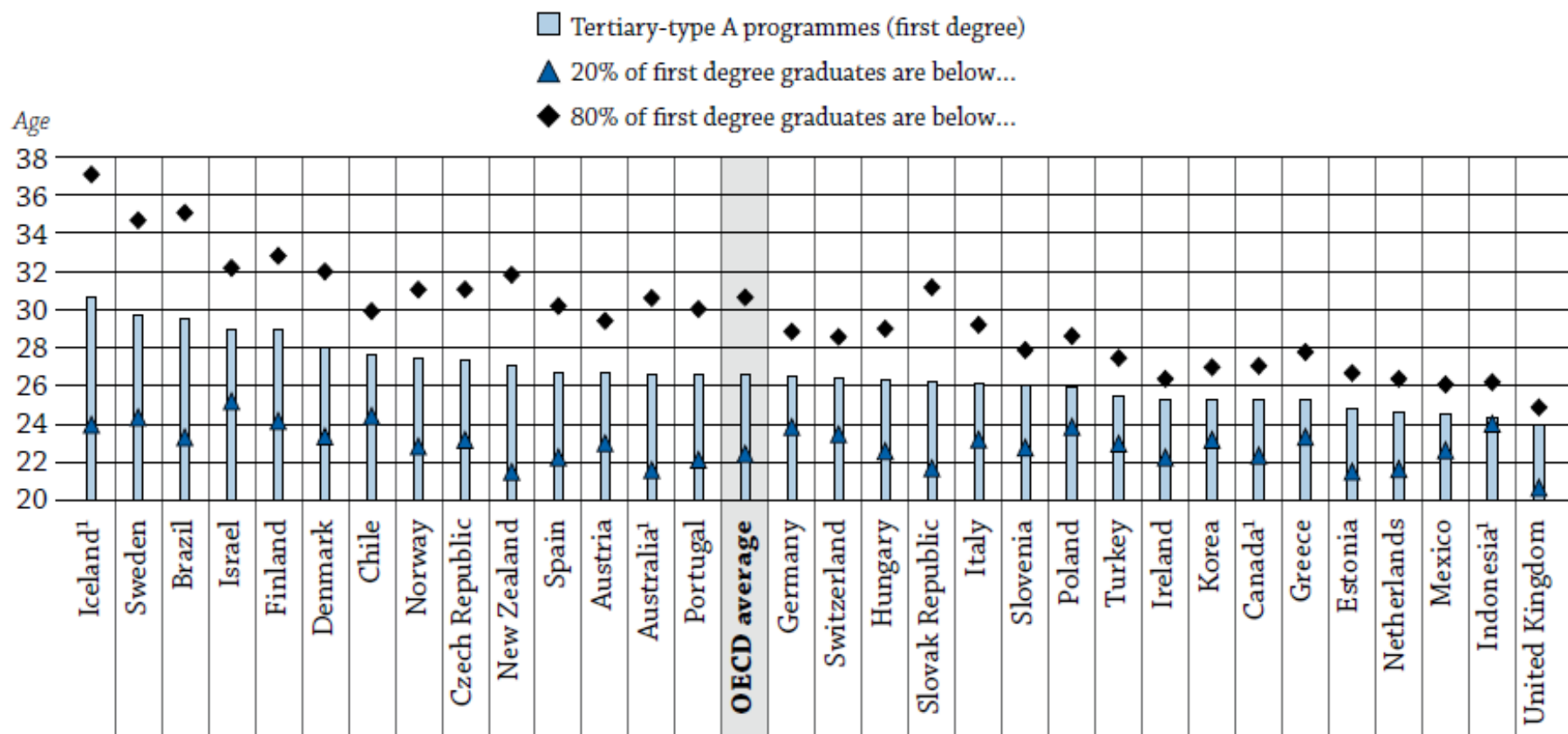
HC Deb 3 July 2012 c641-2W

HC Deb 22 February 2010 c300W

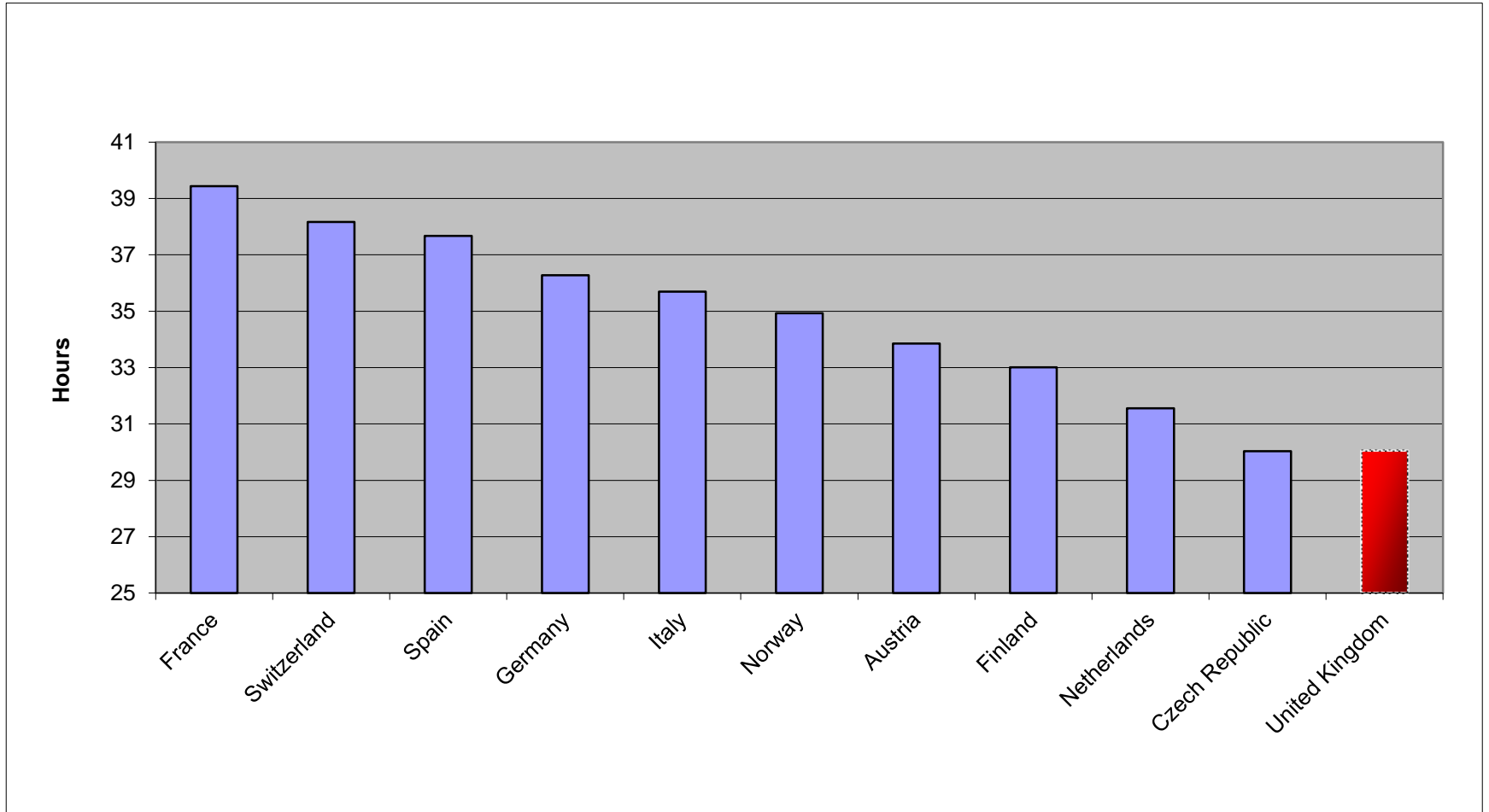
HC Deb 1 February 2012 c6 45-6W

Student number controls and teaching funding: Consultation on arrangements for 2013-14 and beyond

Chart A3.1. Average age of graduates at ISCED 5A level and age distribution (2011)



Time spent studying each week UK vs others in Europe



Source: CHERI 2008, 'The Flexible Professional in the Knowledge Society – new demands on higher education in Europe' (Report 3)

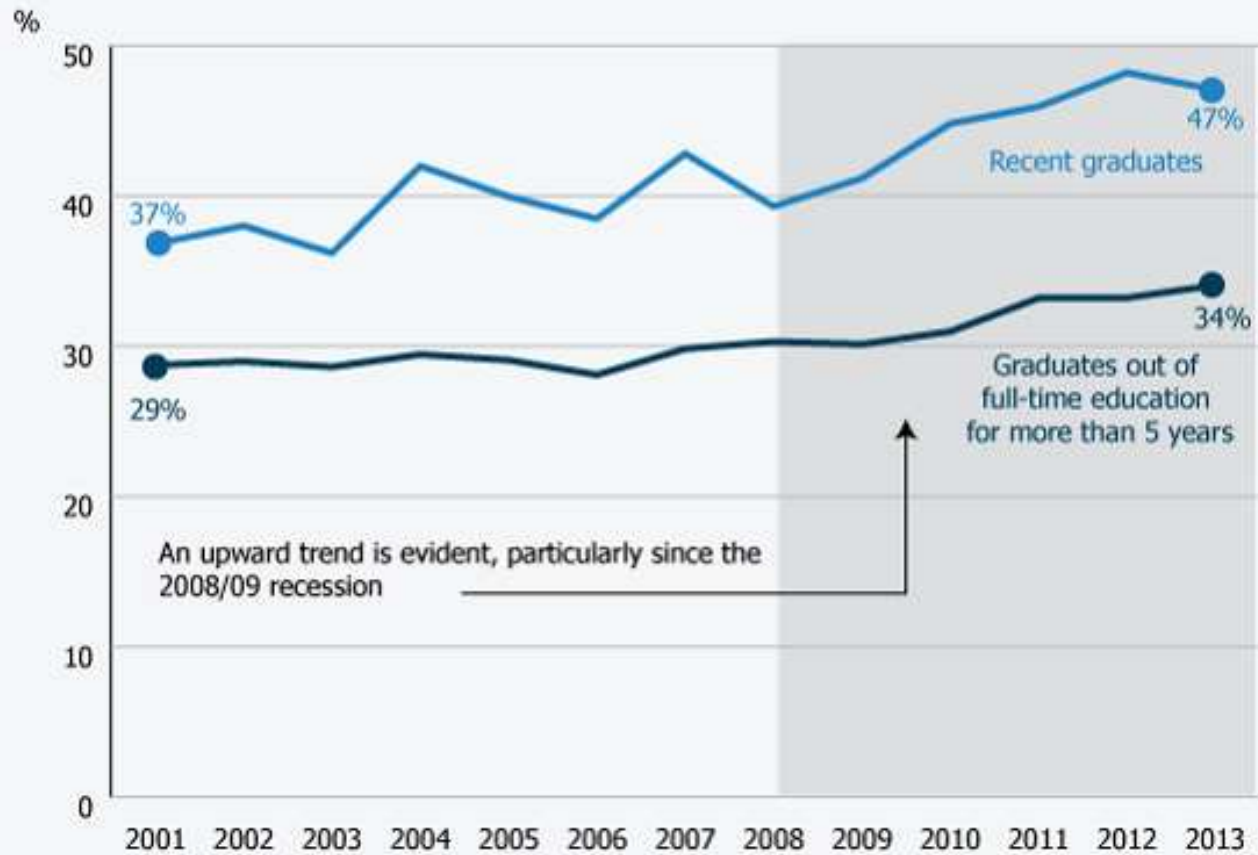
Intensive Degrees/ Our Model

- Same number of graduates
- Teaching costs 7% less
- 10% fewer students at any one time
- Same cash income to university
 - Better staff student ratios
 - Less pressure on facilities
 - More resources to focus on quality



GRADUATES IN NON GRADUATE ROLES

April to June 2001 to April to June 2013

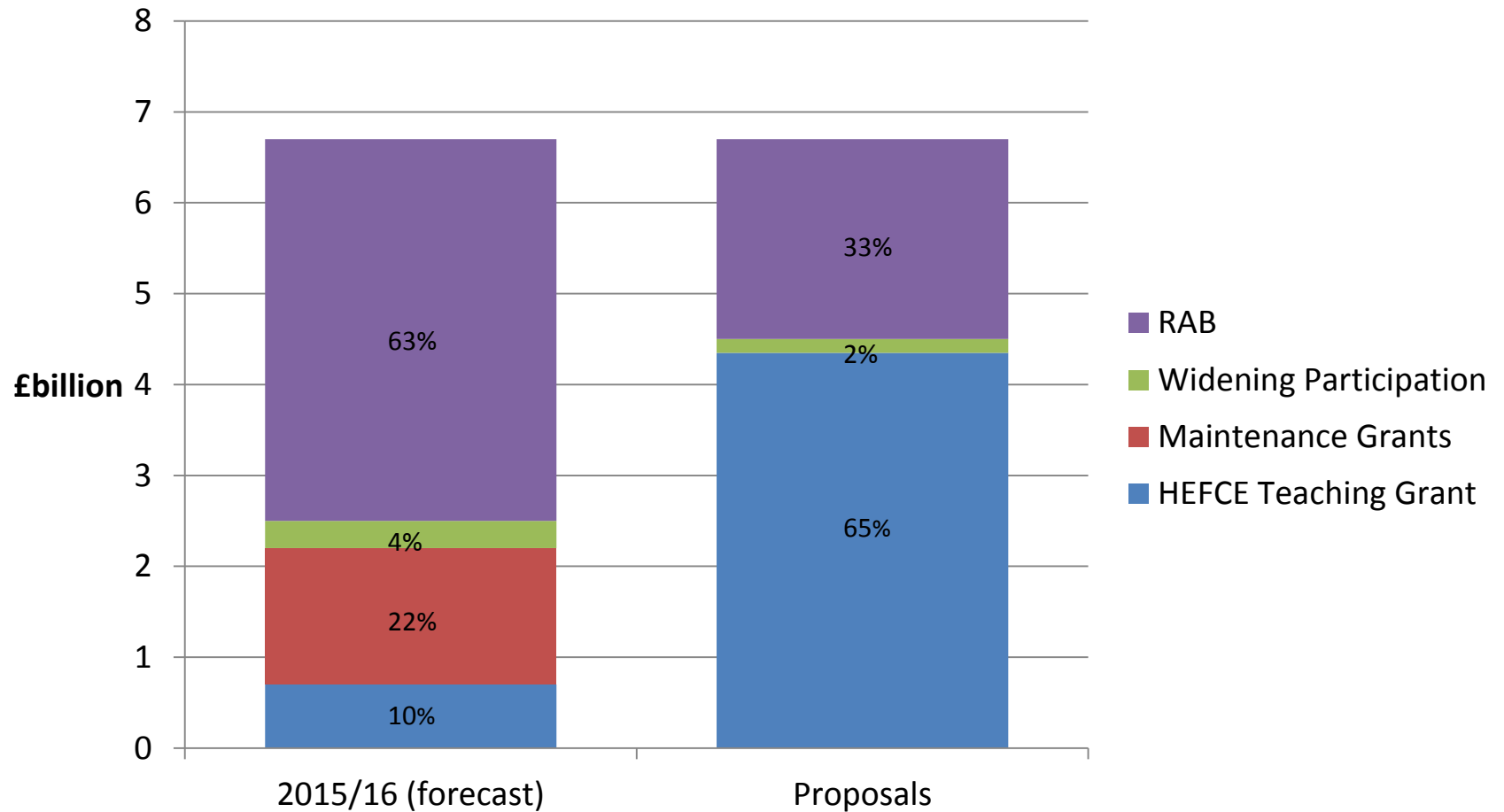


Co-sponsored Courses

“One way to address this is to develop more partnership-based provision, with greater levels of business involvement in colleges and universities, as well as boosting apprenticeships. But the market in ‘learn-while-you-earn’ models – such as higher apprenticeships and more flexible degree programmes like part-time study – is underdeveloped.”

CBI Tomorrow's growth: New routes to higher skills (2013)

Public Spending on selected elements of Higher Education vs Proposals, England



Estimated institutional steady state income directly connected to full time English undergraduates: higher loans fully replace grants for low income students, and 15% premium

£million 2013-14 prices		
	Current	Proposals
Fee income (loans)	8,400	4800
Fee income (employer contributions)	0	120
Direct funding for teaching	700	4390
Student Opportunity Allocation	330	0
Student Premium Allocation	0	140
Total	9430	9450

Student Entitlement

- Every student on an honours degree course attracts a flat rate.
- Total teaching grant £4.7bn:
 - Top slice for high cost courses
 - £14,800 entitlement per student
- Fees cover the difference between the degree cost and the student entitlement.

The Result

- Total fee cost of an average three year degree
 - less than £10,000
- Total cost of a two year degree
 - less than £5,000
- Employer sponsored degrees – no student fee

Higher Education: Could we all
get more for our money?